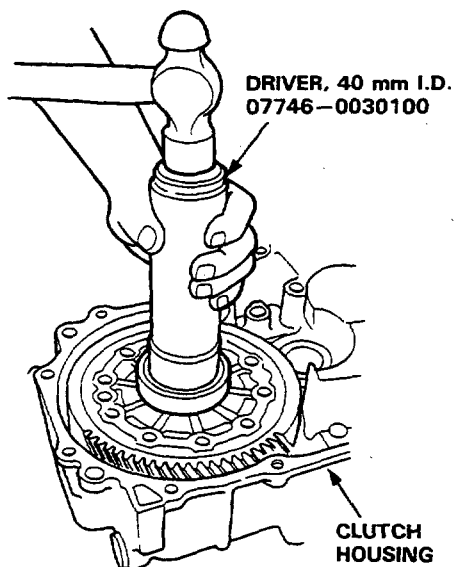


Differential (Manual Transmission)

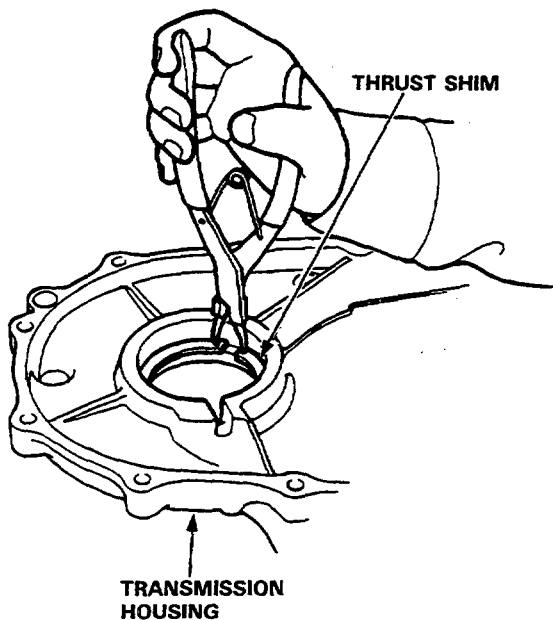
Installation

1. Install the differential assembly, making sure it bottoms in the clutch housing, using the special tool as shown.



2. Install the thrust shim.

NOTE: Install the same size thrust shim that was removed.



3. Install the transmission housing (see section 13).

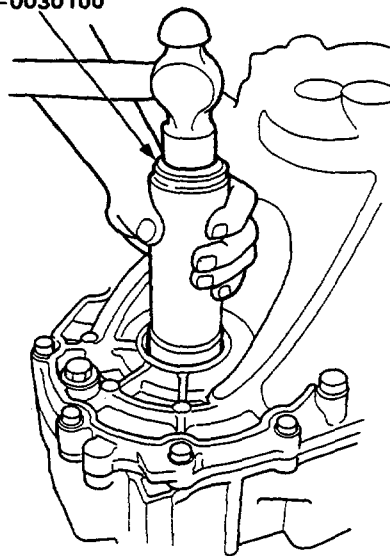
NOTE: Do not apply liquid gasket to the mating surface of the clutch housing.

4. Tighten the transmission housing attaching bolts (see section 13).

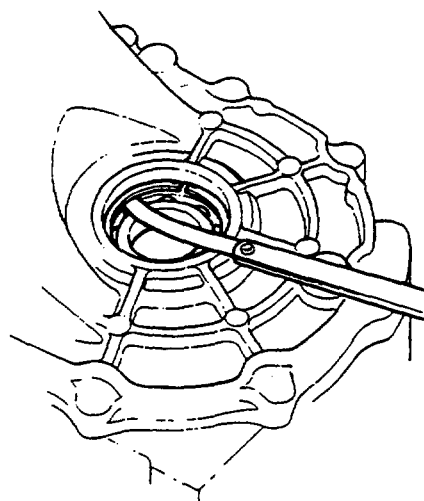
8 x 1.25 mm
27 N·m (2.8 kgf·m, 20 lbf·ft)

5. Use the special tool to bottom differential assembly in the clutch housing.

DRIVER, 40 mm I.D.
07746-0030100



6. Measure clearance between thrust shim and bearing outer race in transmission housing.





7. If the clearance is more than the standard, select a new thrust shim from the following table.

NOTE: If the clearance measured in step 6 is within the standard, go to step 10.

Standard: 0–0.10 mm (0.004 in)

72 mm THRUST SHIM: D14A2, D15Z3 Engines

Part Number	Thickness
41441–PL3–A00	1.0 mm (0.0394 in)
41442–PL3–A00	1.1 mm (0.0433 in)
41443–PL3–A00	1.2 mm (0.0472 in)
41444–PL3–A00	1.3 mm (0.0512 in)
41445–PL3–A00	1.4 mm (0.0551 in)
41446–PL3–A00	1.5 mm (0.0591 in)
41447–PL3–A00	1.6 mm (0.0630 in)
41448–PL3–A00	1.7 mm (0.0669 in)
41449–PL3–A00	1.8 mm (0.0709 in)
41450–PL3–A00	1.05 mm (0.0413 in)
41451–PL3–A00	1.15 mm (0.0453 in)
41452–PL3–A00	1.25 mm (0.0492 in)
41453–PL3–A00	1.35 mm (0.0532 in)
41454–PL3–A00	1.45 mm (0.0571 in)
41455–PL3–A00	1.55 mm (0.0610 in)
41456–PL3–A00	1.65 mm (0.0650 in)
41457–PL3–A00	1.75 mm (0.0689 in)

80 mm THRUST SHIM: D16Y2, D16Y3 Engines

Part Number	Thickness
41441–PL3–B00	1.0 mm (0.0394 in)
41442–PL3–B00	1.1 mm (0.0433 in)
41443–PL3–B00	1.2 mm (0.0472 in)
41444–PL3–B00	1.3 mm (0.0512 in)
41445–PL3–B00	1.4 mm (0.0551 in)
41446–PL3–B00	1.5 mm (0.0591 in)
41447–PL3–B00	1.6 mm (0.0630 in)
41448–PL3–B00	1.7 mm (0.0669 in)
41449–PL3–B00	1.8 mm (0.0709 in)
41450–PL3–B00	1.05 mm (0.0413 in)
41451–PL3–B00	1.15 mm (0.0453 in)
41452–PL3–B00	1.25 mm (0.0492 in)
41453–PL3–B00	1.35 mm (0.0532 in)
41454–PL3–B00	1.45 mm (0.0571 in)
41455–PL3–B00	1.55 mm (0.0610 in)
41456–PL3–B00	1.65 mm (0.0650 in)
41457–PL3–B00	1.75 mm (0.0689 in)

8. Remove the bolts and transmission housing.
9. Replace the thrust shim selected in step 7, then recheck the clearance.
10. Remove the bolts and transmission housing. Apply liquid gasket to the surface of the transmission housing and reassemble (see section 13).